



lumini Solucoes em Iluminacao LTDA
www.lumini.com.br
Email:laboratorio@lumini.com.br
Tel:+55 11 3437-5555 Fax:+55 11 3437-5555
Address:Rua Ferreira Viana, 716 - Socorro - São Paulo/SP

lumini

LumCAT:

Luminaire: downled xsm r difusa c

LampCAT: modulo led tr 9W 27K irc 90

Ballast type:

Report No:

Voltage(V): 127.0000

Test No:

Current(A): 0.0770

Number of Lamps: 1

Power (W): 9.2000

Lamp flux(lm): 525.0

PF: 0.9300

Length(mm): 70

Width(mm): 70

Phm Type: C

Height(mm): 0

Photometric Results

Lumens(lm): 290.29, Efficiency(%): 55.29% , Luminous Efficacy(lm/W): 31.55

Central intensity(cd): 166.635, Maximum intensity(cd): 166.635

Angle of maximum intensity: C=0.0 γ =0.0

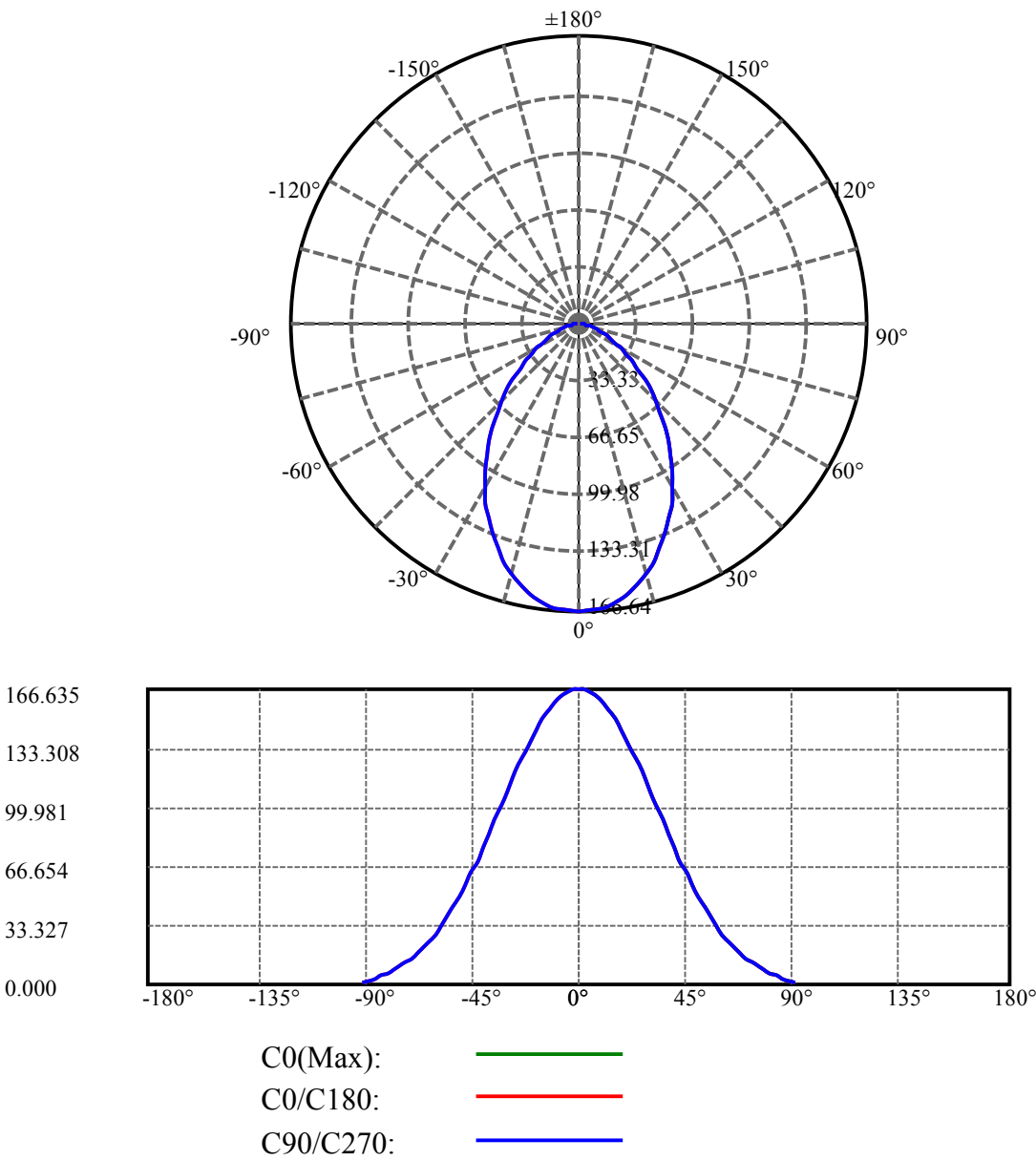
Beam angle of C0 plane : 76.58

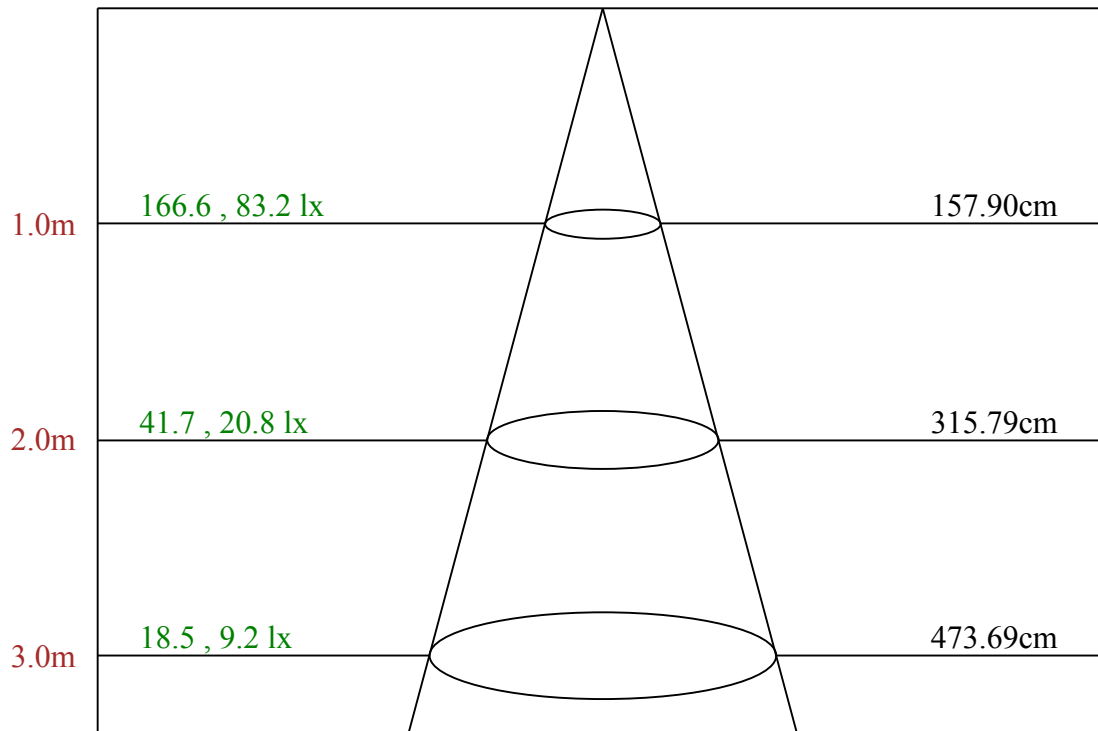
Aveage BeamAngle(IEC 61341):76.58

Equipment:
Temperature(°C): 25.5

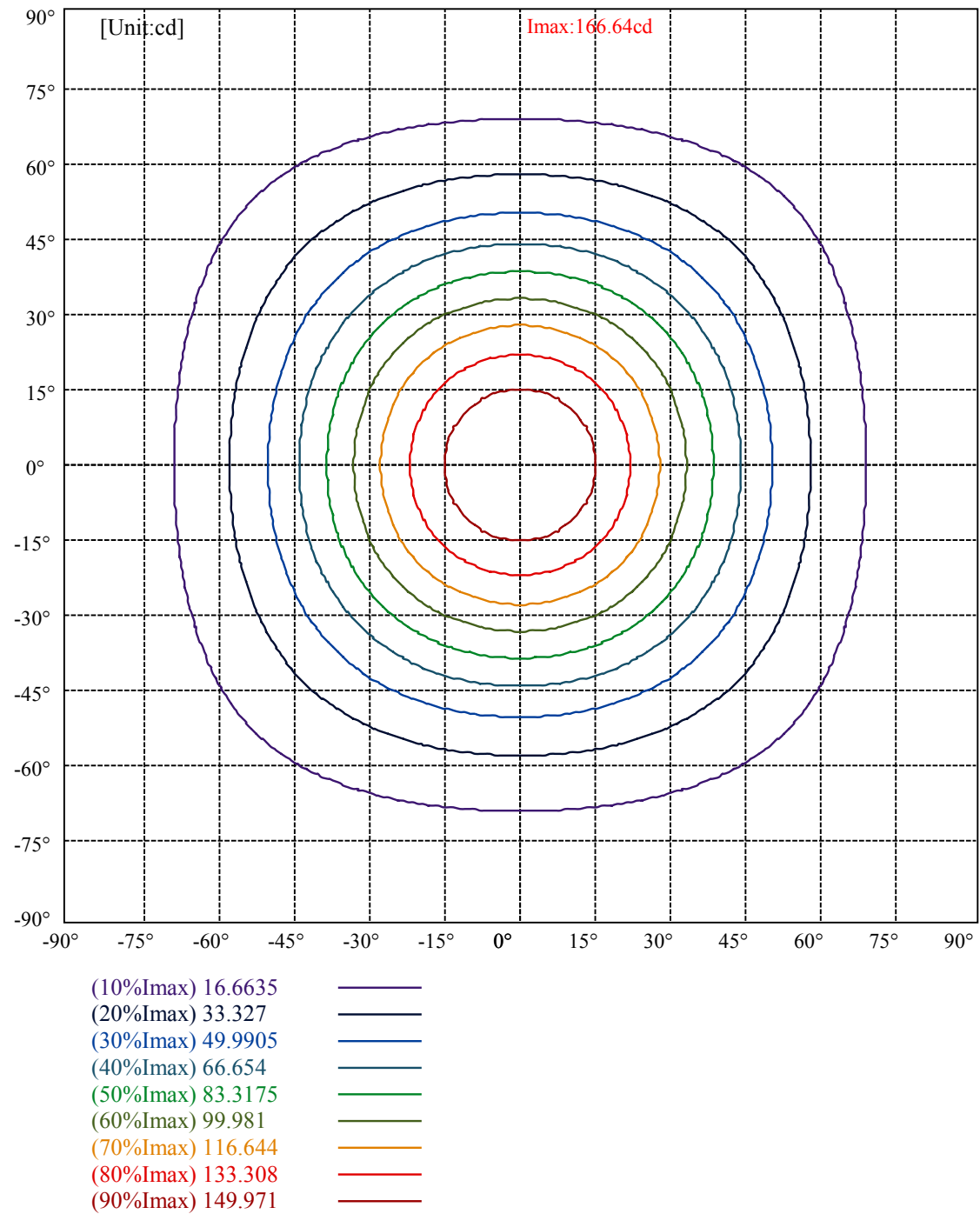
Date: 7/15/2024
Humidity(%): 55.0%

Operator:
Distance(m): 1.00





Max , Ave Beam angle of C0 plane 76.58



Luminance Table

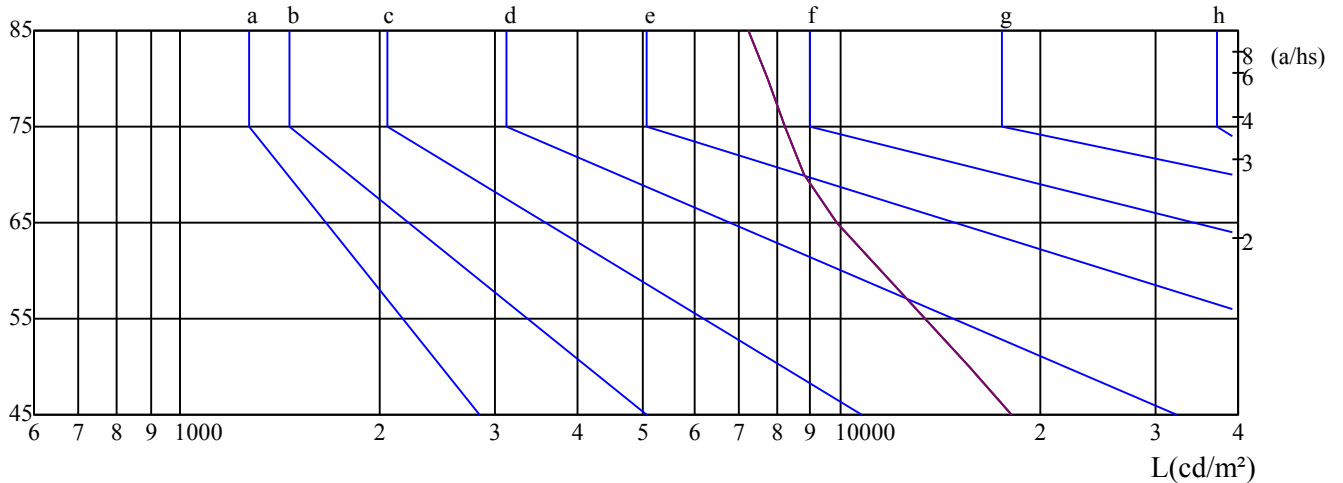
γ	45	50	55	60	65	70	75	80	85
C0	18095	15617	13448	11521	9892	8803	8259	7750	7233
C45	18095	15617	13448	11521	9892	8803	8259	7750	7233
C90	18095	15617	13448	11521	9892	8803	8259	7750	7233

L(Hor)(65)	L(Ver)(65)	L45(65)	L(Hor)(75)	L(Ver)(75)	L45(75)	L(Hor)(85)	L(Ver)(85)	L45(85)
9892	9892	9892	8259	8259	8259	7233	7233	7233

Glare Table

Glare	Quality	Service Values Illuminance(lx)							
1.15	A	2000	1000	500	≤ 300				
1.5	B		2000	1000	500	≤ 300			
1.85	C			2000	1000	500	≤ 300		
2.2	D				2000	1000	500	≤ 300	
2.55	E					2000	1000	500	≤ 300
		a	b	c	d	e	f	g	h

Luminance Limiting Curve

 $\gamma(^{\circ})$ 

C0 ———

C45 ———

C90 ———

Equipment:
Temperature($^{\circ}\text{C}$): 25.5

Date: 7/15/2024
Humidity(%): 55.0%

Operator:
Distance(m): 1.00

Illumination assessment according UGR											
Rf of Ceiling	70	70	50	50	30	70	70	50	50	30	
Rf of Wall	50	30	50	30	30	50	30	50	30	30	
Rf of Floor	20	20	20	20	20	20	20	20	20	20	
Room dimensions		Viewed crosswise					Viewed endwise				
X	Y										
2H	2H	20.89	22.34	21.25	22.65	22.96	20.89	22.34	21.25	22.65	22.96
	3H	21.83	23.13	22.21	23.47	23.81	21.83	23.13	22.21	23.47	23.81
	4H	22.21	23.43	22.61	23.78	24.14	22.21	23.43	22.61	23.78	24.14
	6H	22.55	23.67	22.96	24.04	24.44	22.55	23.67	22.96	24.04	24.44
	8H	22.64	23.73	23.05	24.10	24.50	22.64	23.73	23.05	24.10	24.50
	12H	22.70	23.74	23.12	24.13	24.54	22.70	23.74	23.12	24.13	24.54
4H	2H	21.29	22.51	21.69	22.86	23.22	21.29	22.51	21.69	22.86	23.22
	3H	22.39	23.42	22.81	23.81	24.22	22.39	23.42	22.81	23.81	24.22
	4H	22.95	23.85	23.38	24.27	24.71	22.95	23.85	23.38	24.27	24.71
	6H	23.36	24.16	23.82	24.60	25.05	23.36	24.16	23.82	24.60	25.05
	8H	23.53	24.28	24.00	24.73	25.19	23.53	24.28	24.00	24.73	25.19
	12H	23.66	24.35	24.14	24.79	25.30	23.66	24.35	24.14	24.79	25.30
8H	4H	23.11	23.85	23.58	24.30	24.77	23.11	23.85	23.58	24.30	24.77
	6H	23.64	24.26	24.13	24.73	25.23	23.64	24.26	24.13	24.73	25.23
	8H	23.93	24.47	24.44	24.98	25.47	23.93	24.47	24.44	24.98	25.47
	12H	24.12	24.58	24.65	25.09	25.60	24.12	24.58	24.65	25.09	25.60
12H	4H	23.12	23.81	23.60	24.25	24.76	23.12	23.81	23.60	24.25	24.76
	6H	23.72	24.27	24.24	24.78	25.27	23.72	24.27	24.24	24.78	25.27
	8H	24.01	24.46	24.53	24.97	25.48	24.01	24.46	24.53	24.97	25.48
Variation with the observer position at spacings:											
S = 1.0H		0.3/-0.6					0.3/-0.6				
S = 1.5H		0.7/-1.1					0.7/-1.1				
S = 2.0H		1.7/-1.4					1.7/-1.4				
Standard tables:		BK3					BK3				
Uncorrected UGR		5.6					5.6				

依据CIE Publ. 117 计算 UGR, S/H = 0.25